


Phoenix CSW1



VXS Zero Latency, Reconfigurable, Protocol Independent Switch



Powerful

- Simplifies the configuration of VXS systems
- Low latency communications
- DC to 3.2 Gbps per link
- 56 1x (14 4x) backplane data links
- Up to 12 front panel fibre optic transceivers

Flexible

- Interconnect any VXS backplane link
- Connect any front panel transceiver to any VXS link
- Hardware data multicast
- Can run multiple protocols concurrently at different speeds

Innovative

- Removes the need for custom backplanes and packet switch protocols
- Ideal for real-time system solutions
- Protocol independent
- Use standard VXS backplane to create a custom configuration

Overview

The Phoenix CSW1 is a VXS switch slot compatible card that enables standard backplanes to be configured with any topology. At its heart, is a crossbar circuit switch that enables any high-speed serial data link to be linked to any other high-speed serial data link, independent of protocol. These links can be VXS backplane connections or front panel (copper or fiber-optic) transceiver I/O. Other modes, such as multicast, are also supported.

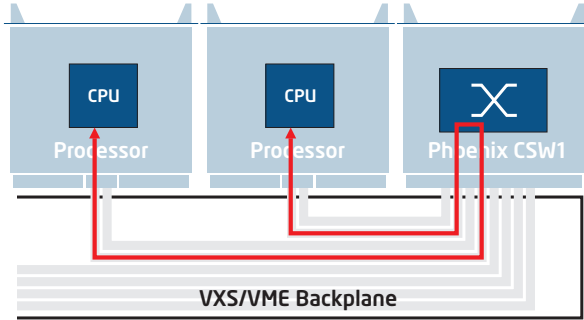
Applications

The Phoenix CSW1 is ideal for general purpose digital signal processing applications such as:

- ELINT, SIGINT
- Surveillance
- Radar and sonar
- Real-time Imaging

VXS Backplane Configuration

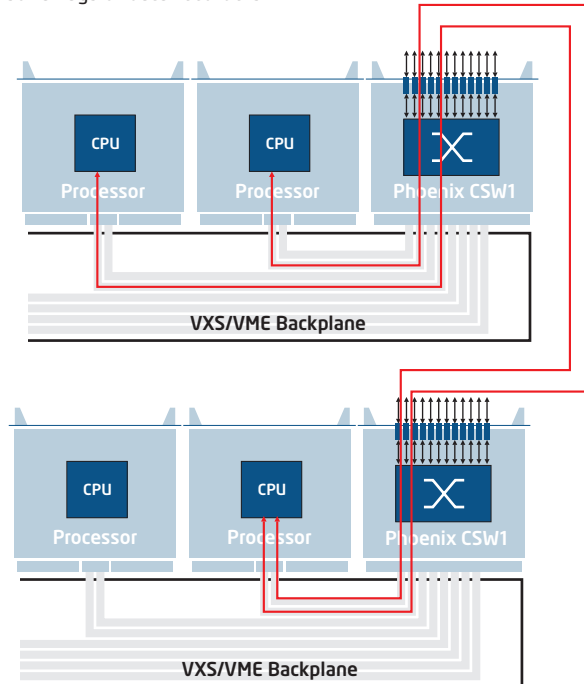
The Phoenix CSW1 supports up to 56 VXS 1x (backplane) links (or 14 4x) which can be configured for any routing topology. The actual routing is established using static circuit switches. These link together the VXS payload connections routed by the backplane to the switch slot. The combination of the CSW1 and a standard backplane is to effectively provide a custom backplane routing scheme using off-the-shelf products. Each VXS payload card supports up to 2 4x (8 1x) links, so depending on the VXS backplane employed, the CSW1 can be used to fully connect up to 7 payloads cards with dual 4x links or 14 payload cards with a single 4x link. Thus the CSW1 can support systems ranging from 2 to 14 VXS payload cards using 4x links.



Inter-linked VXS Payload Cards

Front Panel Data I/O

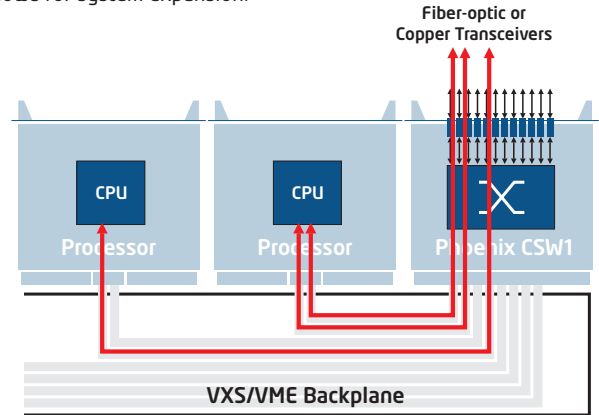
In addition to backplane data link routing, the Phoenix CSW1 supports front panel serial I/O ports with up to 12 transceiver channels. The transceivers can operate at any speed up to 3.2 Gbps depending on the specific transceiver type. These channels can be routed to any of the VXS communications channels for convenient data input/output from sensor arrays or data recorders.



CSW1 can be used to inter-link VXS systems

The Phoenix CSW1 can be provided with any mix of front panel I/O transceivers. These can include single-mode (for greater distance) or multi-mode and 'pig-tail' fiber connections suitable for greater ruggedization.

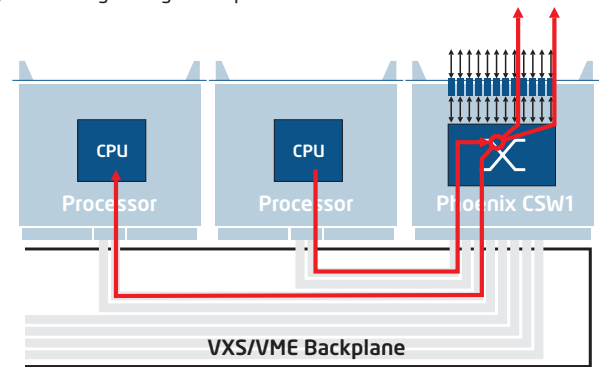
The front panel transceivers can be used to connect racks and systems together in the same way as the CSW1 can interconnect the VXS payload boards. The only difference is that the signals are routed via two circuit switches, but because these have low latency, there is very little impact on overall system performance. This useful mechanism allows for system expansion.



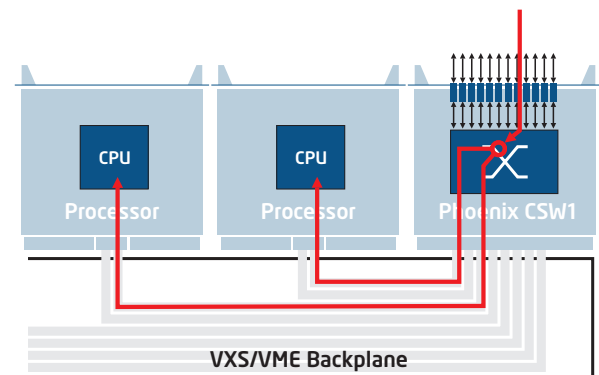
High-speed Serial Communications via the Front Panel

Hardware Data Multicast

Often, in real-time applications, the ability to multicast data is important. Traditionally this has imposed a large overhead on a data processor within the system, but the Phoenix CSW1 overcomes this by being able to multicast data streams over several channels at once in hardware. This feature allows several processor blocks to perform processing on common data in parallel. An example of this is real-time imaging processing where several processors can search for different features within a video input stream without the need to set up data pipelines. This improves system latency and response times. The universal nature of the CSW1 means that the data streams to be multicast can come from any source - within the system from a VXS board or externally. Multicast messages are also useful for synchronizing the system operation.



Data Multicast from Internal Source

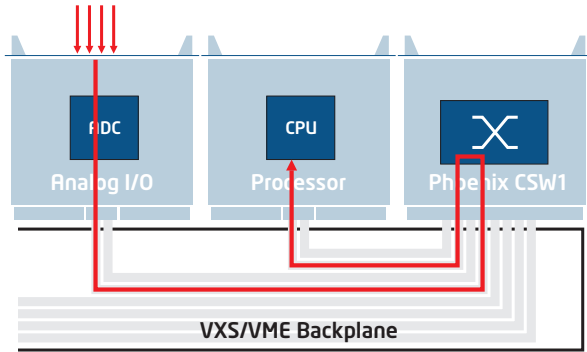


Data Multicast from External Source

Since the CSW1 can move data to more than one place at the same time, data recorder applications can benefit from data multicast; while the data stream is routed to the rest of the system, a duplicate stream can be sent to the recorder sub-system. Because this happens in parallel, in hardware, there would be no impact on the processor stream and therefore system performance.

Input/Output to Processor Cards

In addition to simply interconnecting processing elements within a VXS system, the CSW1 can be used to establish and route high speed serial communications between peripherals like VXS based I/O cards and other elements within a VXS system.



Directing External I/O using CSW1

Monitoring/Debugging

Data multicast can be useful for debugging systems because the multicast mechanism can be used to monitor the traffic across any link without interfering with it in any way. This, using a simple multicast mode, provides a straightforward way to 'tap' into the monitored signals.

Mixed Data Link Speeds

The Phoenix CSW1 does not need to know about data link speeds because of its wide bandwidth I/O. Some data channels can operate at one frequency while others operate at a different frequency. As long as the serial end-points are compatible, the CSW1 can be relied upon to link the data streams. This is particularly useful for using sensor interfaces with different data rates and protocols.

Routing Configuration

The CSW1's routing topology is set up via an onboard micro-controller. The user interface is provided through an html browser front end running on a remote computer and connected to the CSW1's controller via an Ethernet port. This provides a convenient interface to set-up and reconfigure the channel routing at any time by using images stored in the CSW1's FLASH memory. New configurations can be downloaded or set up 'manually' through the user interface. The user configuration Ethernet port is provided through the CSW1's front panel.

As an alternative to using the Ethernet port, an I²C interface is available. This is linked via the backplane and configured by a suitable VXS processor.

Rugged Build Options

The Phoenix CSW1 is available in a number of environmental build options ranging from commercial air cooled to extended temperature rugged air cooled to rugged conduction cooled. This allows the CSW1 to be used alongside other members of the Phoenix family to provide effect solutions for a wide variety of applications.

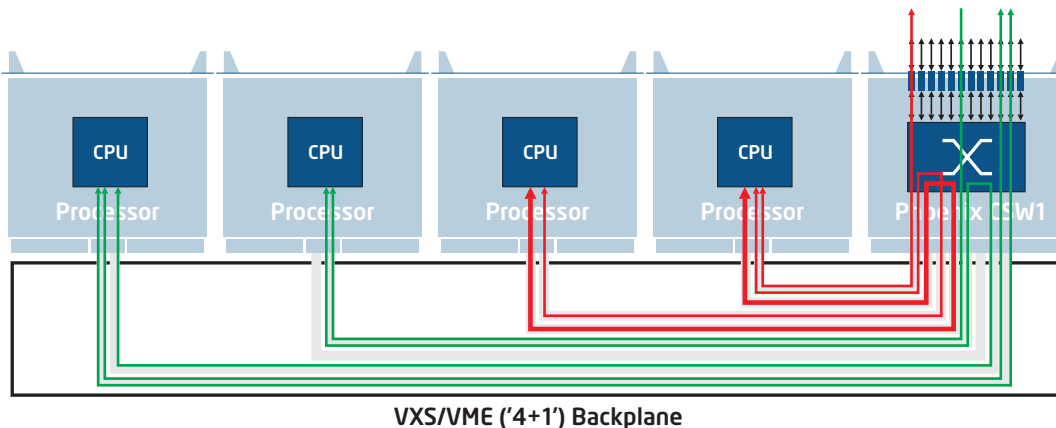
Contact VMETRO for the availability of CSW1 cards fitted with front panel transceivers to match your requirement.

Related Products

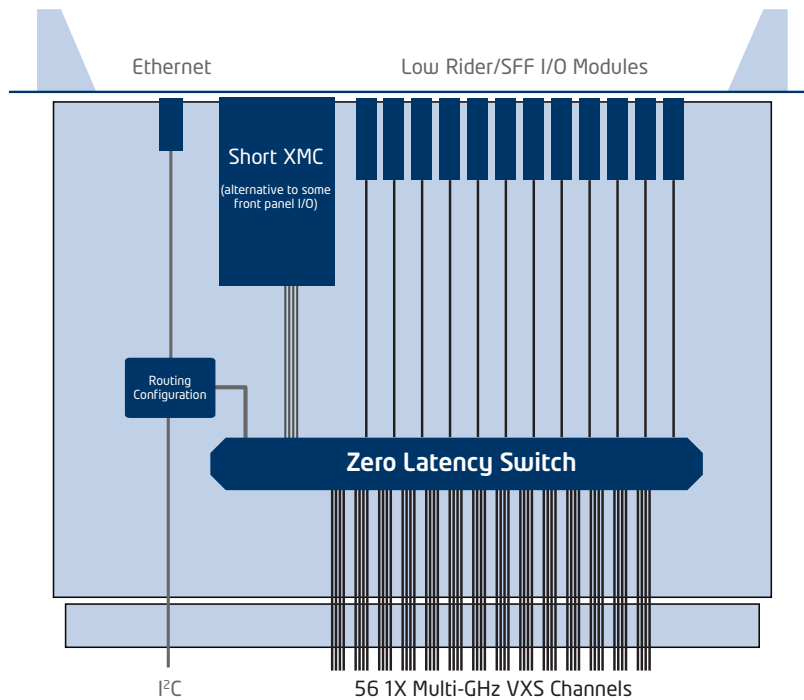
TransComm	Optional Inter-FPGA/CPU Firmware/Software Communications Toolbox
Phoenix VPF1	Dual PowerPC and Dual Xilinx Virtex-II Pro Processing Engine
Phoenix M6000	VXS I/O Controller with Dual XMC/PMC sites and Dual 4Gbit/s Fibre Channel
Phoenix 6821	Single Channel 215 MHz, 12-bit A/D VXS Card
Phoenix 6822	Dual Channel 215 MHz, 12-bit A/D VXS Card
Phoenix 6826	Dual Channel 2 GHz, 10-bit A/D VXS Card
VXS-BP-0001	VXS backplane with 4 payload and 1 switch slot
VXS-BP-0003	VXS backplane with 3 interconnected payload and 2 VME slots
VXS-BP-0005	VXS backplane with 7 payload slots and 1 switch slot
Phoenix 3CPF1	3U PowerPC and Xilinx Virtex-II Pro Processing Engine

Warranty

All Phoenix CSW1 products have a one year warranty. Specifications are subject to change without notice. Version 1.08, January 2006. Please visit our web site for updated product information.



The Phoenix CSW1 can be used for complex systems; different data speeds, different channel widths, external communications and more



Switch	
Total number of channels	72
Channel bandwidth	0 - 3.2 Gbps
Number of VXS switch connections	56 (7 VXS payload slots with 8 links per slot)
Front Panel Transceivers	
Number	0 - 12 (air-cooled) 0 - 8 (conduction-cooled)
Frequency range	0 - 3.2 Gbps (transceiver dependant)
Transceiver format	Module dependant using 'low rider', 'rough rider' or SFF format. (contact VMETRO for options)
Configuration Processor	
Connection	Front panel 10/100M Ethernet RJ45 Connector or via I ² C (backplane)
Configuration images	Stored in in FLASH, via I ² C channel or downloaded via Ethernet

Board Format	
VXS Switch	VITA 41
Power	
Total	25W + 1W per front panel transceiver
Environment (Commercial)	
Temperature (operating)	0 to 50°C
Temperature (storage)	-40 to +70°C
Environment (air-cooled, extended temp, shock and vibration)	
TBA	
Environment (conduction-cooled, extended temp, shock and vibration)	
TBA	

Please contact your VMETRO representative for more information or a product demonstration.

Worldwide HQ

VMETRO asa
Brynsveien 5
N-0667 Oslo
Norway
Phone: +47 22 10 60 90
Fax: +47 22 10 62 02
info@vmetro.no

United Kingdom

VMETRO Ltd
Manor Courtyard
Hughenden Avenue
High Wycombe HP13 5RE
United Kingdom
Tel.: +44 1494 476000
Fax: +44 1494 464472
info@vmetro.co.uk

NORTH AMERICAN HQ

VMETRO, Inc.
1880 S. Dairy Ashford,
#400
Houston, TX 77077, USA
Tel.: (281) 584 0728
Fax: (281) 584 9034
info@vmetro.com

VMETRO, Inc.
171 E. State St,
Suite 275,
Ithaca, NY 14850, USA
Tel.: (607) 272 5494
Fax: (607) 272 5498
info@vmetro.com

vmetro.com

Asia & Pacific

VMETRO Pte Ltd
175A Bencoolen Street
#06-09 Burlington Square
Singapore 189650
Tel.: +65 6238 6010
Fax: +65 6238 6020
valli@vmetro.no

Nordic & Baltic Countries

VSYSTEMS AB
Drottninggatan 104
SE-111 60 Stockholm
Tel.: +46 8 444 15 50
Fax: +46 8 444 15 60
info@vsystems.se

Germany

VSYSTEMS Electronic GmbH
Elisabethstrasse 30
D-80796 München
Tel.: +49 89 273 763 0
Fax: +49 89 273 763 10
info@vsystems.de

France

VSYSTEMS SAS
P.A. du Pas du Lac
5, rue Michaël Faraday
F-78180 Montigny
le Bretonneux
Tel.: +33 1 30 07 00 60
Fax: +33 1 30 07 00 69
info@vsystems.fr

Italy

VSYSTEMS srl
via Cavour 123
I-10091 Alpignano (TO)
Tel.: +39 11 9661319
Fax: +39 11 9662368
info@vsystems.it



RedLinX Your ICT Solutions Provider Leading the way

www.redlinx.co.za - sales@redlinx.co.za - Tel: 021 555 3866 or 012 667 5751