

Pico-ITX Series

NEW

VIA

EPIA-P820

Pico-ITX Nano™ Board with
MPEG-2 & 4, WMV9, H.264,
LVDS, HDMI, USB, SATA &
GigaLAN Support

Features

- Integrated VIA Chrome9™ 3D/2D AGP graphics with MPEG-2/4, WMV9 & H.264 video decoding acceleration
- Supports DDR2 800/667 SDRAM (SODIMM)
- Supports one Gigabit Ethernet
- Supports one IDE and one SATA hard drive
- Supports six USB 2.0 ports
- Onboard LVDS support: One single-channel LVDS panel support
- Supports HD audio
- Supports one HDMI port

Board Placement


DC-in

VGA + USB pin connector

HDMI

LAN pin connector

IDE connector (2.0mm 44-pin)



www.redlinx.co.za

DIO (4 GPI & 4 GPO) + SMBus + LPC pin connector

VIA Nano™ processor

Front panel pin connector

VIA VX855 chipset

USB pin connector

SATA connector

Audio pin connector

SATA power


Specifications

Model Name	EPIA-P820-12L
Processor	1.2 GHz VIA Nano™
Chipset	VIA VX855 Unified Digital Media IGP chipset
System Memory	1 x DDR2 800/667 SODIMM socket Up to 2GB memory size
VGA	Integrated VIA Chrome9™ 3D/2D AGP graphics with MPEG-2/4, WMV9 & H.264 video decoding acceleration
Onboard IDE	1 x IDE 2.0mm 44-pin pin header
Onboard Serial ATA	1 x SATA connector
Onboard LAN	1 x VIA VT6122 Gigabit Ethernet controller
Onboard Audio	1 x VIA VT1708S High Definition Audio Codec
Onboard I/O Connectors	1 x USB pin connector for 4 additional USB 2.0 ports 1 x LPC pin connector 1 x SMBus pin connector 1 x Front panel pin connector 1 x PS2 mouse/keyboard pin connector 1 x Fan pin connector: Sys FAN 1 x Single-channel LVDS pin connector (with backlight control) 1 x Audio pin connector for Line-in, Line-out, & Mic-in 1 x DIO pin connector (4GPI+4GPO) 2 x UART port pin-header/VCP 1 x SATA power connector 1 x DC-in power connector
Back Panel I/O	1 x HDMI port 1 x VGA port 1 x GigaLAN jack 2 x USB 2.0 ports
BIOS	AMI BIOS 4Mbit LPC flash memory
Operating System	Windows 2000/XP, Linux, Win CE, XPe
System Monitoring & Management	Wake-on LAN, Keyboard Power-on, Timer Power-on System power management, AC power failure recovery Watch Dog Timer
Operating Temperature	0°C ~ 60°C
Operating Humidity	0% ~ 95% (relative humidity; non-condensing)
Form Factor	Pico-ITX 10 cm x 7.2 cm
Compliance	CE/FCC/BSMI/RoHS




Back Panel I/O


IO of P820 Board



IO of P820 Board with P720-A



Accessories

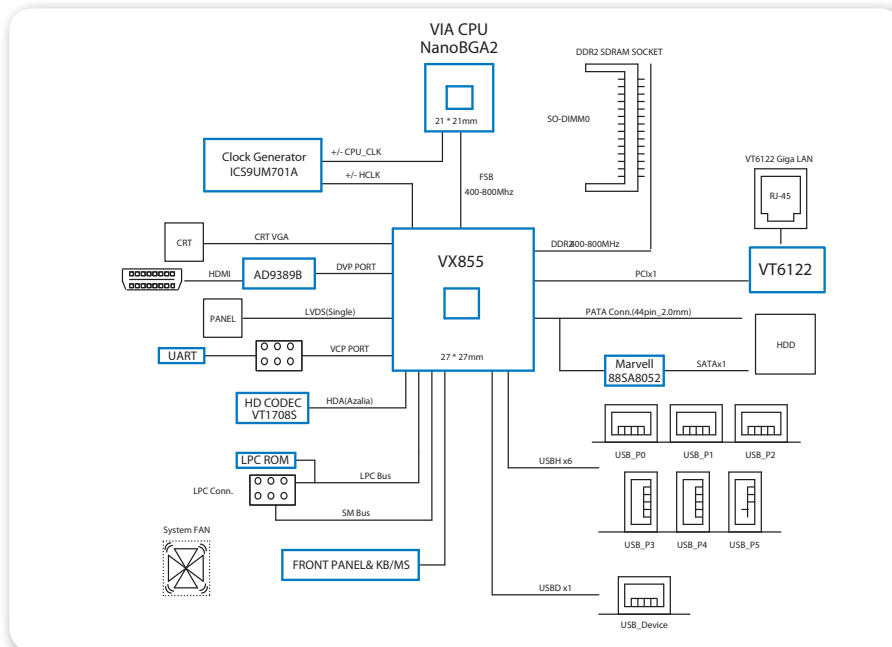


P720-A
VGA/GigaLAN/2 USB 2.0

Ordering Information

Model Name	CPU Frequency	Description
P820-12L	1.2 GHz Nano™	PiCo-ITX Board with 1.2 GHz Nano™ CPU, MPEG-2/4, WMV9, H.264, 1 x LVDS, 1 x HDMI, 6 x USB, 1 x IDE, 1 x SATA, 1 x GigaLAN, on-board DC-in

Block Diagram



Packing List

Items
1 x P720-A I/O card (Pre-assembled)
1 x DC power cable
1 x SATA cable
1 x SATA power cable
1 x Driver Utility CD



www.redlinx.co.za

www.viaembedded.com

* All product specifications are subject to change without notice. Update: March 1, 2010.