

PMC-VLX85/110/155 User-Configurable Virtex-5 FPGA Modules with Plug-In I/O

- PMC-VLX85: 82,944 logic cells (XC5VLX85T)
- PMC-VLX110: 110,592 logic cells (XC5VLX110T)
- PMC-VLX155: 155,648 logic cells (XC5VLX155T)

Description

Acromag's PMC-VLX boards feature a reconfigurable Xilinx® Virtex™-5 FPGA enhanced with multiple high-speed memory buffers and a high-throughput PCI-X interface. Field I/O interfaces to the FPGA via the rear J4/P4 connector and/or with optional front mezzanine plug-in I/O modules. The result is a powerful and flexible I/O processor module that is capable of executing your custom instruction sets and algorithms.

Three models provide a choice of logic-optimized FPGAs to match your performance requirements. Although there is no limit to the uses for these boards, several applications are ideal. Typical uses include hardware simulation, communications, military servers, in-circuit diagnostics, signal intelligence, and image processing.


64 I/O lines are provided via the rear (J4) connector. Additional I/O processing is supported on a separate mezzanine card that plugs into the FPGA base board. A variety of these external I/O cards offer an interface for your analog and digital I/O signals. See the AXM I/O Card data sheet (Bulletin 8400-458) for more details.

Large, high-speed memory banks provide efficient data handling. Generous DDR2 SDRAM buffers store captured data prior to FPGA processing. Afterward, data is moved to dual-port SRAM for high-speed DMA transfer to the bus or CPU. Our high-bandwidth PCI-X interface ensures fast data throughput.

Take advantage of conduction cooling for use in hostile environments. Conduction efficiently dissipates heat in environments with inadequate cooling air flow. Optional extended temperature models operate from -40 to 85°C.

Acromag's Engineering Design Kit provides software utilities and example VHDL code to simplify your program development and get you running quickly. A JTAG interface enables on-board VHDL simulation.

All trademarks are the property of their respective owners.



Download your own programs into the reconfigurable FPGA to quickly create custom I/O module. Optional I/O modules, plug into the front mezzanine.

Features

- Reconfigurable Xilinx Virtex-5 FPGA
- PCI-X bus 100MHz 64-bit interface
- Supports both front and rear I/O connections
- 64 I/O or 32 LVDS lines direct to FPGA via rear (J4)
- Plug-in I/O modules are available for front mezzanine
- FPGA code loads from PCI bus or flash memory
- Two banks of 256Kb x 32-bit dual-ported SRAM
- Two banks of 32Mb x 16-bit DDR2 SDRAM
- Other memory options available (contact factory)
- Supports dual DMA channel data transfer to CPU/bus
- Supports 3.3V signalling
- Support for Xilinx ChipScope™ Pro interface
- Conduction-cooled or -40 to 85°C operating range

Specifications

FPGA

FPGA: Xilinx Virtex-5 FPGA
 PMC-VLX85: XC5VLX85T FPGA with 82,944 logic cells and 48 DSP48E slices
 PMC-LX110: XC5VLX110T FPGA with 110,592 logic cells and 64 DSP48E slices
 PMC-LX155: XC5VLX155T FPGA with 155,648 logic cells and 128 DSP48E slices

FPGA configuration: Download via PCI bus or flash memory.

Example FPGA program: VHDL provided for local bus interface, control of front & rear I/O, SRAM read/write interface logic, and SDRAM memory interface controller. See EDK kit.

I/O Processing

Acromag AXM I/O modules: for front mezzanine:
 AXM modules attach to the board for additional I/O lines. Analog and digital I/O AXM modules are sold separately.

Rear I/O:
 64 I/O (32 LVDS) lines supported with a direct connection between the FPGA and the rear I/O connector (J4).

Engineering Design Kit

Provides user with basic information required to develop a custom FPGA program. Kit must be ordered with the first purchase of a PMC-VLX module (see *Catalog 8400-139*).

PMC Compliance

Conforms to PCI Local Bus Specification, Revision 3.0 and CMC/PMC Specification, P1386.1.

Electrical/Mechanical Interface: Single-Width Module.

PCI Bus Modes: Supports PCI-X at 100MHz, 66MHz and Standard PCI at 66MHz and 33MHz

PCI-X Master/Target: 32-bit or 64-bit interface

Signalling: 3.3V compliant.

Interrupts (INTA#): Interrupt A is used to request an interrupt.

Environmental


Operating temperature: 0 to 70°C or -40 to 85°C (E versions)

Storage temperature: -55 to 105°C.


Relative humidity: 5 to 95% non-condensing.

Power: Consult factory. Operates from 3.3V supply.

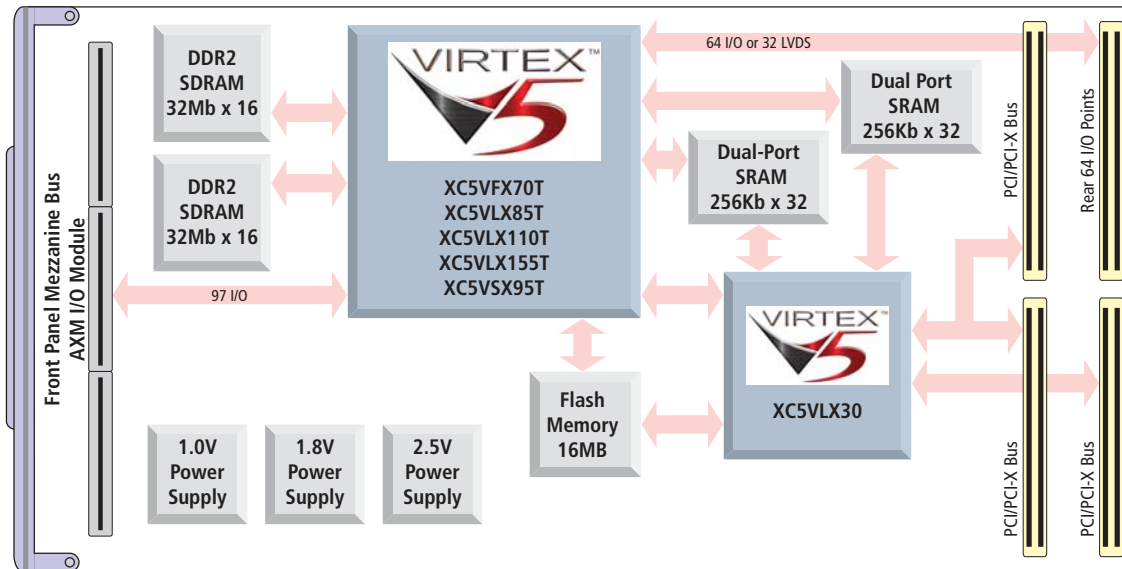
MTBF: Consult factory.



Plug-in AXM I/O or use base board for conduction-cooled applications.



Plug-in modules sold separately for analog and digital I/O functions.



Ordering Information

PMC Modules

PMC-VLX85

User-configurable Virtex-5 FPGA with 82,944 logic cells

PMC-VLX85E

Same as PMC-VLX85 with extended temperature range

PMC-VLX110

User-configurable Virtex-5 FPGA with 110,592 logic cells

PMC-VLX110E

Same as PMC-VLX110 with extended temperature range

PMC-VLX155

User-configurable Virtex-5 FPGA with 155,648 logic cells

PMC-VLX155E

Same as PMC-VLX155 with extended temperature range

PMC-VLX-EDK

Engineering Design Kit (one kit required)

AXM Plug-In I/O Extension Modules

For more information, see AXM data sheet 8400-458.

AXM-A30

2 analog input 100MHz 16-bit A/D channels

AXM-D02

30 RS485 differential I/O channels

AXM-D03

16 CMOS and 22 RS485 differential I/O channels

AXM-D04

30 LVDS I/O channels

AXM-??

Custom I/O configurations available, call factory.

Software

See software documentation on our website for details.

PMCSW-API-VXW

VxWorks® software support package

PCISW-API-QNX

QNX® software support package

PCISW-API-WIN

Windows® DLL software support

PCISW-LINUX

Linux™ support (website download only)